

Scaled data based on original data using
LM-79-08 Approved Method: Electrical and Photometric Measurements of Solid-
State Lighting Products

Test Report Prepared for
Cooper Lighting Solutions
(formerly Eaton)

Brand: STREETWORKS

Report Number: P322257

Luminaire Tested: **GAN-SA3D-740-U-T3-HSS**

Issue Date: 3/3/2020

Test Information

Test Method: LM-79-08
Report Number: P322257
TEST IS SCALED FROM IESNA LM-79-08 TEST DATA (G2-1903-205-15)
Test Lab: INNOVATION CENTER
Issue Date: 3/3/2020
Manufacturer: COOPER LIGHTING SOLUTIONS (FORMERLY EATON)
Product Line: STREETWORKS
Catalog Number: GAN-SA3D-740-U-T3-HSS
Description: GALLEON AREA AND ROADWAY LUMINAIRE
(3) 70 CRI, 4000K, 1200mA LIGHTSQUARES WITH 16 LEDS EACH AND TYPE III OPTICS WITH HOUSE SIDE SHIELD
Light Source: -
Ballast/Driver: ELECTRONIC DRIVER

Summary

Lumens per Lamp: N/A
Luminaire Lumens: 17262 lumens
Efficiency: N/A
Efficacy: 90.4 lumens/watt
Luminous Opening: Rectangular (W 1' x L: 1' x H: 0')
IES Classification: Type III - Short
BUG Rating: B2 - U0 - G3

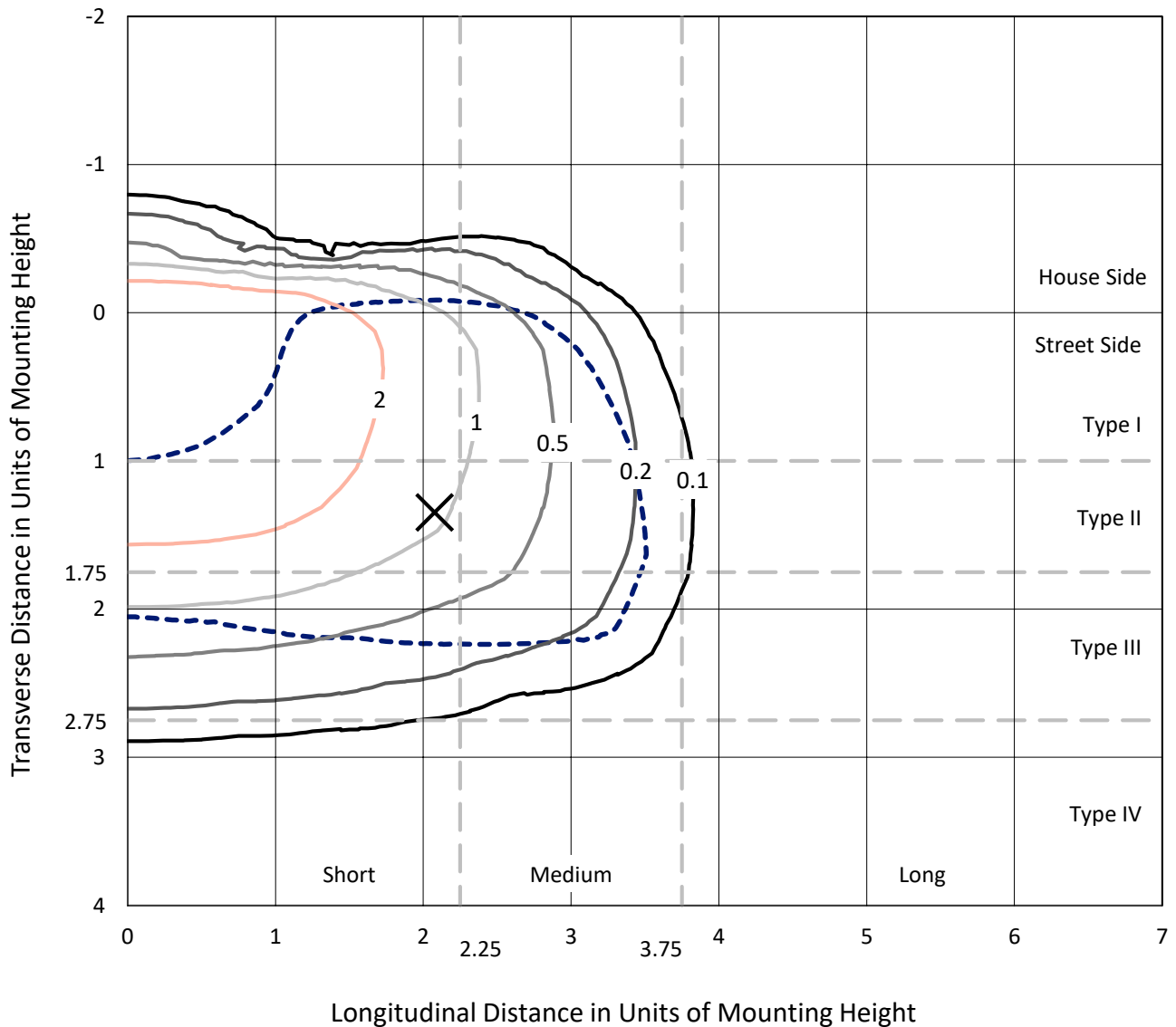
Input Watts (W): 191
Input Voltage (V): NR
Input Current (Ain): NR
Voltage Rise (V): NR
Power Factor: NR
Total Harmonic Distortion (THDi): NR
Frequency (hertz): 60
Stabilization Time: NR
Operation Time: NR
Ambient Temperature (°C): NR
Test Distance: 24 FT



REPORT NUMBER: P322257
 CATALOG NUMBER: GAN-SA3D-740-U-T3-HSS

Iso-Footcandle Lines of Horizontal Illumination

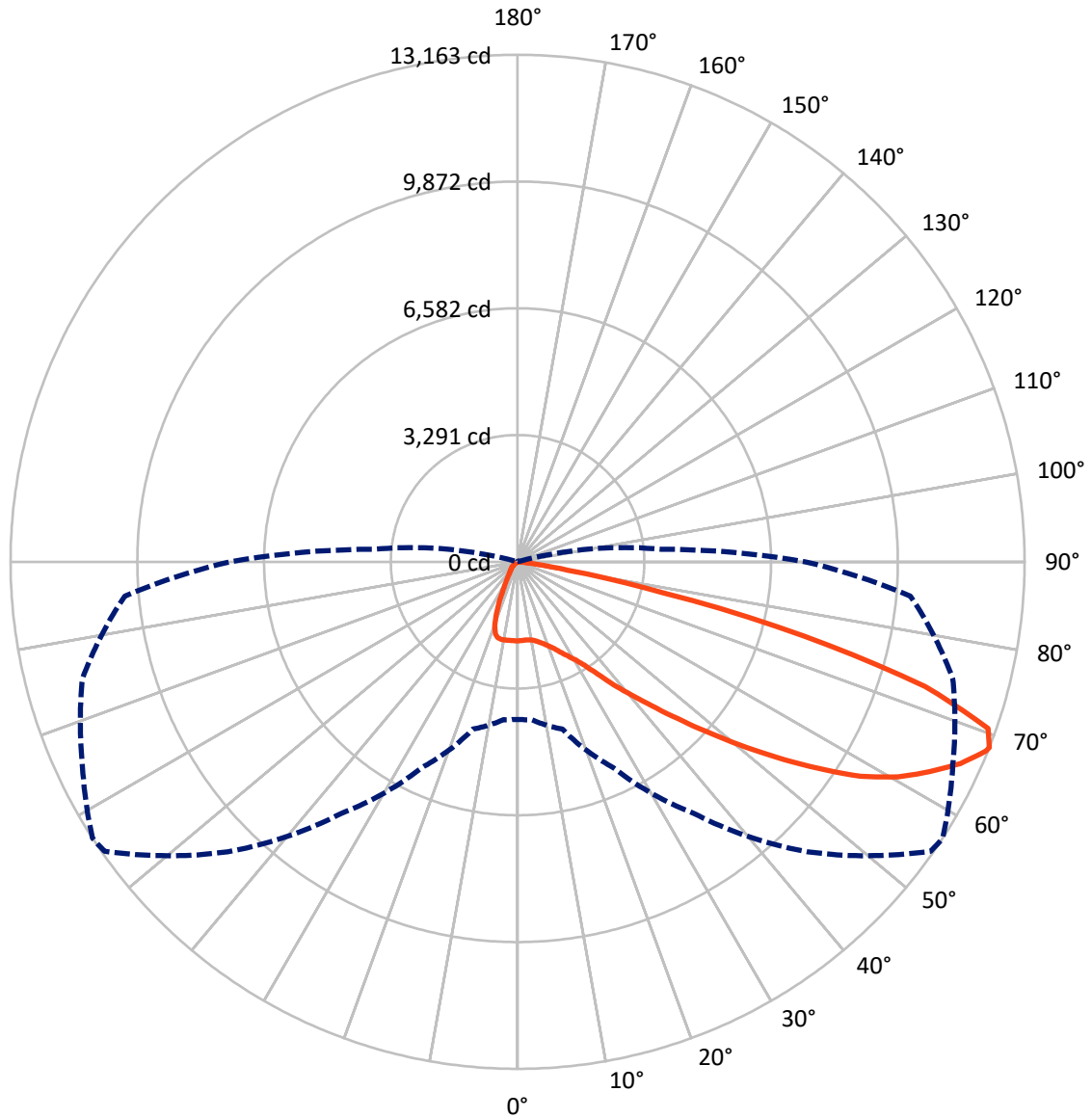
✕ Max cd
 - - - 1/2 Max cd



Based on 25 foot mounting height. Maximum calculated value = 4.2 fc
 Type III - Short - N/A

REPORT NUMBER: P322257
CATALOG NUMBER: GAN-SA3D-740-U-T3-HSS

Luminous Intensity Polar Plot



— Vertical Plane Through 57-Deg Lateral - - - Horizontal Cone Through 68-Deg Vertical

REPORT NUMBER: P322257
 CATALOG NUMBER: GAN-SA3D-740-U-T3-HSS

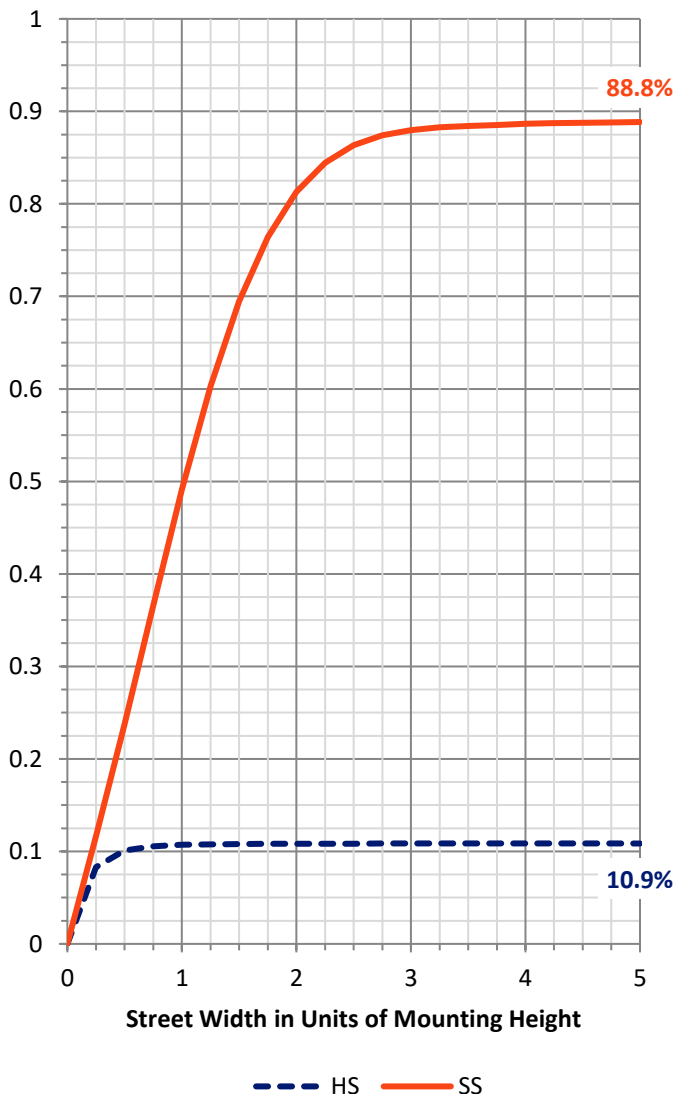
FLUX DISTRIBUTION:

		Downward	Upward	Total
House Side	Lumens	1892.9	0.0	1892.9
	% Fixture	11.0	0.0	11.0
Street Side	Lumens	15369.1	0.0	15369.1
	% Fixture	89.0	0.0	89.0
Total	Lumens	17262.0	0.0	17262.0
	% Fixture	100.0	0.0	100.0

ZONAL LUMENS:

Zone	Lumens	% Fixture
0°-10°	192.0	1.1
10°-20°	531.9	3.1
20°-30°	917.6	5.3
30°-40°	1583.8	9.2
40°-50°	2709.1	15.7
50°-60°	4334.3	25.1
60°-70°	5007.9	29.0
70°-80°	1913.6	11.1
80°-90°	71.7	0.4
90°-100°	0.0	0.0
100°-110°	0.0	0.0
110°-120°	0.0	0.0
120°-130°	0.0	0.0
130°-140°	0.0	0.0
140°-150°	0.0	0.0
150°-160°	0.0	0.0
160°-170°	0.0	0.0
170°-180°	0.0	0.0
0°-90°	17262.0	100.0
0°-180°	17262.0	100.0

Coefficient of Utilization

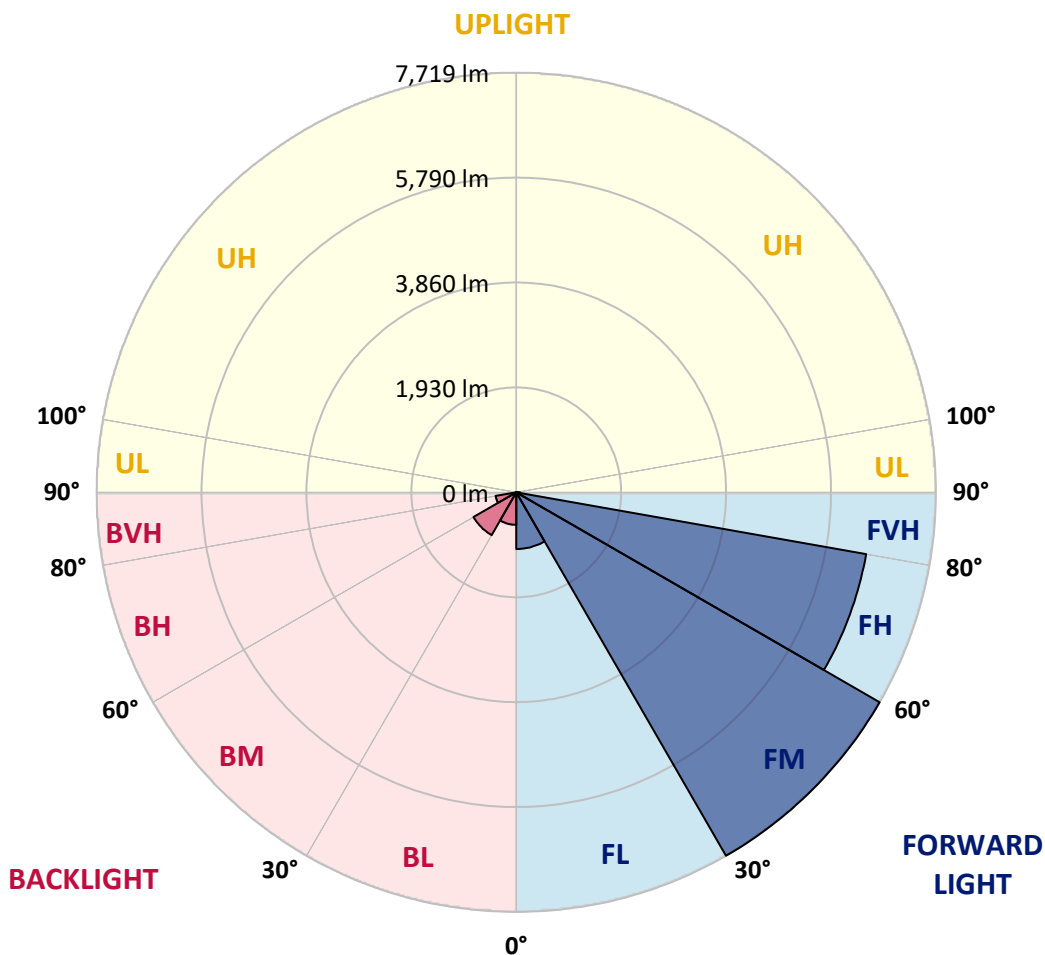


REPORT NUMBER: P322257
 CATALOG NUMBER: GAN-SA3D-740-U-T3-HSS

LUMINAIRE CLASSIFICATION SYSTEM LUMEN TABLE AND BUG RATING:

Zone	Lumens	% Fixture	Zone Rating/Lumen Limit		
			B	U	G
FL (0°-30°)	1043.3	6.0			
FM (30°-60°)	7719.4	44.7			
FH (60°-80°)	6535.9	37.9			G3/7500
FVH (80°-90°)	70.4	0.4			G1/100
BL (0°-30°)	598.2	3.5	B2/1000		
BM (30°-60°)	907.9	5.3	B1/1000		
BH (60°-80°)	385.5	2.2	B1/500		G1/500
BVH (80°-90°)	1.3	0.0			G0/10
UL (90°-100°)	0.0	0.0		U0/0	
UH (100°-180°)	0.0	0.0		U0/0	

BUG Rating: B2-U0-G3
 Type III Short





REPORT NUMBER: P322257

CATALOG NUMBER: GAN-SA3D-740-U-T3-HSS

CANDELA DISTRIBUTION (FULL):

	0°	5°	15°	25°	35°	45°	55°	57°	65°	75°	85°
0°	2051.2	2051.2	2051.2	2051.2	2051.2	2051.2	2051.2	2051.2	2051.2	2051.2	2051.2
2.5°	2003.0	2012.0	2018.5	2022.6	2027.5	2038.1	2041.4	2046.3	2048.7	2048.7	2054.4
5°	1923.8	1933.6	1947.5	1958.9	1981.8	2011.2	2032.4	2040.6	2055.3	2068.3	2075.7
7.5°	1850.4	1861.8	1878.1	1905.1	1944.3	1991.6	2035.7	2047.1	2075.7	2103.4	2117.3
10°	1803.0	1812.0	1833.2	1871.6	1923.0	1989.1	2051.2	2065.1	2114.0	2160.6	2186.7
12.5°	1786.7	1794.9	1816.9	1860.2	1923.8	2001.4	2087.1	2107.5	2179.3	2247.1	2283.8
15°	1810.4	1812.0	1835.7	1876.5	1939.4	2031.6	2146.7	2171.2	2261.8	2349.9	2395.6
17.5°	1901.8	1894.5	1906.7	1924.7	1974.5	2071.6	2209.5	2246.3	2367.1	2470.7	2514.0
20°	2130.4	2130.4	2102.6	2053.6	2054.4	2133.6	2294.4	2336.0	2483.8	2603.8	2642.9
22.5°	2521.3	2514.0	2458.5	2338.5	2228.3	2240.5	2398.1	2451.9	2624.2	2752.3	2765.4
25°	2991.5	2982.5	2896.8	2727.8	2536.8	2413.6	2538.5	2600.5	2791.5	2905.0	2878.0
27.5°	3489.4	3482.0	3397.1	3187.4	2915.6	2689.5	2705.8	2764.6	2962.1	3073.9	2988.2
30°	3971.8	3974.2	3890.1	3674.7	3366.9	3041.3	2918.0	2952.3	3127.8	3241.2	3118.8
32.5°	4430.5	4433.7	4361.1	4120.3	3833.0	3450.2	3211.9	3202.9	3320.4	3432.2	3291.8
35°	4839.4	4847.6	4797.8	4610.9	4306.4	3905.7	3593.0	3571.8	3593.9	3720.4	3557.1
37.5°	5233.7	5238.6	5201.0	5043.5	4788.8	4406.0	4074.6	4044.4	3997.1	4094.2	3907.3
40°	5665.4	5653.2	5609.9	5467.1	5248.3	4958.6	4592.1	4539.9	4457.4	4543.9	4367.6
42.5°	6067.0	6053.1	6060.5	5898.9	5714.4	5526.7	5195.3	5105.5	5057.3	5156.9	4932.5
45°	6569.0	6561.7	6586.1	6445.8	6296.4	6160.1	5886.6	5788.7	5767.5	5884.2	5615.6
47.5°	7064.5	7082.4	7158.3	7098.7	7038.3	6918.3	6618.8	6574.7	6587.8	6729.0	6336.4
50°	7477.5	7498.7	7706.8	7775.4	7862.7	7792.5	7492.2	7465.2	7516.6	7644.0	7111.8
52.5°	7776.2	7819.5	8078.2	8394.1	8712.4	8759.8	8460.2	8435.7	8505.1	8524.7	7710.9
55°	7983.5	8021.9	8314.9	8892.8	9540.9	9744.9	9558.8	9464.2	9451.1	9257.7	8341.0
57.5°	8020.3	8016.2	8437.3	9215.2	10190.6	10717.1	10599.5	10506.5	10238.8	9935.1	9063.4
60°	7812.9	7836.6	8325.5	9327.0	10598.7	11452.5	11461.5	11340.7	10923.6	10593.8	9763.7
62.5°	7174.6	7271.0	7764.8	9034.0	10593.8	11748.8	12093.2	12001.0	11502.3	11133.3	10473.8
65°	6139.7	6173.9	6644.9	8030.1	9878.0	11624.7	12662.1	12627.9	12023.9	11657.4	10838.7
67.5°	4483.5	4409.3	4903.9	6323.3	8363.1	10901.5	13070.3	13113.5	12426.3	11765.1	10450.2
68°	4091.8	4113.8	4499.0	5901.3	7966.4	10646.1	13097.2	13163.3	12466.2	11694.9	10237.9
70°	2438.9	2481.3	2825.0	4063.2	6060.5	9200.5	12806.6	12957.6	12227.9	10970.9	8855.3
72.5°	622.8	673.4	998.2	1818.6	3461.6	6482.5	10810.9	11066.4	10616.7	8900.1	5978.1
75°	256.3	269.4	356.7	599.1	1289.6	2920.5	7125.7	7672.5	7359.9	5328.3	2701.7
77.5°	177.1	186.1	229.4	332.2	558.3	990.1	3493.5	3888.5	3503.3	1818.6	589.3
80°	127.3	134.7	164.1	221.2	320.8	353.4	1138.6	1316.6	1045.6	399.1	146.1
82.5°	75.9	81.6	122.4	157.5	195.1	169.0	283.2	321.6	302.8	198.3	65.3
85°	37.5	44.1	82.4	112.6	105.3	71.0	86.5	96.3	119.2	120.8	35.1
87.5°	2.4	4.9	48.2	67.7	29.4	16.3	25.3	31.0	42.4	59.6	14.7
90°	0.0	0.0	0.0	0.0	0.0	0.0	0.0	0.0	0.0	0.0	0.0



REPORT NUMBER: P322257

CATALOG NUMBER: GAN-SA3D-740-U-T3-HSS

CANDELA DISTRIBUTION (continued):

	90°	95°	105°	115°	125°	135°	145°	155°	165°	175°	180°
0°	2051.2	2051.2	2051.2	2051.2	2051.2	2051.2	2051.2	2051.2	2051.2	2051.2	2051.2
2.5°	2056.9	2057.7	2052.0	2049.5	2051.2	2041.4	2037.3	2038.9	2038.9	2041.4	2037.3
5°	2077.3	2077.3	2067.5	2054.4	2047.1	2028.3	2016.1	2012.8	2010.4	2008.7	2005.5
7.5°	2121.4	2116.5	2099.3	2070.8	2046.3	2005.5	1974.5	1958.1	1950.0	1946.7	1944.3
10°	2192.4	2183.4	2154.8	2101.8	2045.5	1972.8	1905.1	1856.9	1816.9	1800.6	1790.8
12.5°	2287.9	2274.8	2226.7	2138.5	2039.8	1905.9	1759.0	1617.8	1486.4	1432.5	1405.5
15°	2398.1	2379.3	2303.4	2169.5	2006.3	1754.9	1435.7	1188.4	1006.4	937.8	908.5
17.5°	2509.9	2485.4	2370.3	2189.1	1905.9	1442.3	1007.2	760.7	639.1	606.5	595.0
20°	2622.5	2586.6	2428.3	2174.4	1679.0	1039.9	664.4	555.9	520.8	511.0	507.7
22.5°	2729.5	2674.0	2480.5	2117.3	1329.6	697.9	525.7	491.4	479.9	474.2	472.6
25°	2822.5	2745.0	2526.2	1941.0	941.1	527.3	473.4	462.0	447.3	436.7	437.5
27.5°	2909.9	2816.0	2554.0	1650.4	627.7	450.6	438.3	422.8	395.9	380.4	380.4
30°	3015.1	2910.7	2574.4	1270.1	462.0	398.3	388.5	364.9	328.1	307.7	307.7
32.5°	3173.5	3054.3	2561.3	891.3	382.8	350.2	327.3	294.7	254.7	235.1	234.3
35°	3415.9	3276.3	2468.3	584.4	337.9	304.5	267.7	227.7	192.6	176.3	175.5
37.5°	3742.4	3573.4	2259.3	417.9	302.8	262.0	217.9	173.9	147.7	137.1	136.3
40°	4166.0	3918.7	1960.6	338.7	270.2	221.2	168.1	134.7	116.7	108.6	109.4
42.5°	4674.5	4288.5	1602.3	292.2	238.3	182.0	131.4	106.1	94.7	89.0	87.3
45°	5239.4	4653.3	1226.8	260.4	206.5	146.9	102.8	84.1	75.1	71.8	71.8
47.5°	5860.5	5008.4	897.9	232.6	172.2	113.5	82.4	68.6	61.2	58.8	58.0
50°	6424.5	5254.9	647.3	203.2	141.2	89.8	66.9	57.1	52.2	49.0	49.0
52.5°	6894.7	5332.4	476.7	171.4	114.3	71.8	55.5	49.0	44.1	41.6	41.6
55°	7308.5	5300.6	354.2	141.2	92.2	58.8	47.3	41.6	37.5	35.1	35.1
57.5°	7705.2	5197.7	264.5	115.1	74.3	47.3	40.0	35.1	31.0	29.4	29.4
60°	8029.2	5026.3	196.7	93.0	59.6	38.4	33.5	28.6	25.3	22.9	22.9
62.5°	8292.1	4837.0	144.5	76.7	47.3	30.2	26.1	23.7	18.8	16.3	16.3
65°	8293.7	4522.7	108.6	63.7	36.7	23.7	19.6	18.8	12.2	9.8	9.0
67.5°	7693.8	3899.1	83.3	54.7	28.6	18.0	14.7	15.5	6.5	4.1	3.3
68°	7475.8	3740.8	78.4	53.9	26.9	17.1	13.9	15.5	5.7	3.3	2.4
70°	6302.9	2976.0	62.8	52.2	23.7	13.1	11.4	15.5	4.9	2.4	1.6
72.5°	4031.3	1727.1	46.5	41.6	18.0	9.8	7.3	13.9	4.9	1.6	0.8
75°	1715.7	535.4	31.8	29.4	10.6	7.3	4.9	9.0	3.3	0.8	0.0
77.5°	361.6	120.8	18.8	18.0	7.3	4.9	3.3	2.4	0.8	0.0	0.0
80°	93.0	35.1	9.8	9.0	4.1	2.4	1.6	0.0	0.0	0.0	0.0
82.5°	29.4	13.9	5.7	4.1	1.6	0.0	0.0	0.0	0.0	0.0	0.0
85°	14.7	8.2	3.3	1.6	0.0	0.0	0.0	0.0	0.0	0.0	0.0
87.5°	8.2	2.4	0.8	0.0	0.0	0.0	0.0	0.0	0.0	0.0	0.0
90°	0.0	0.0	0.0	0.0	0.0	0.0	0.0	0.0	0.0	0.0	0.0

(END OF REPORT)